

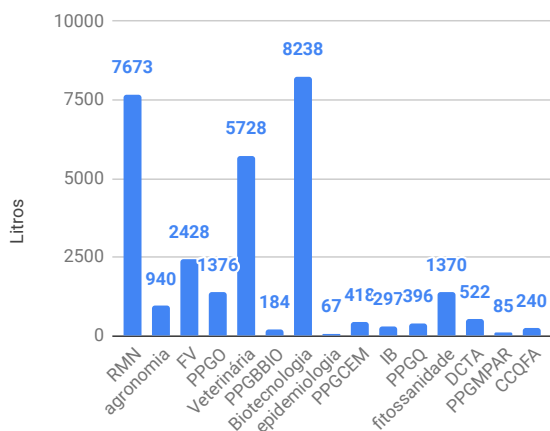
**1. Retirada**

Total de Litros	29966
Total de Hora Máquina	12848
Média (L/semana)	200
Taxa Hora Máquina	39,94%
Meta Taxa Hora Máquina	68,49%

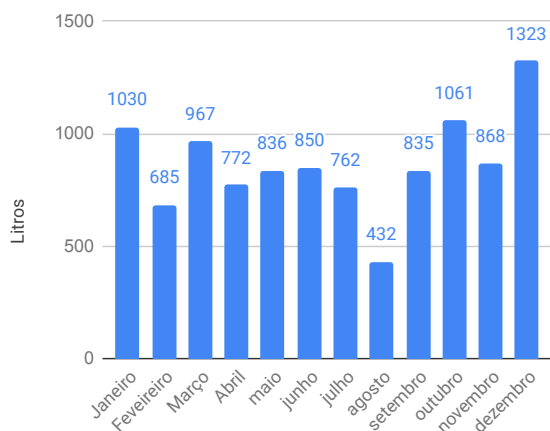
A UFPel deixou de gastar (R\$13,00 o litro)

**R\$ 389.558,00**

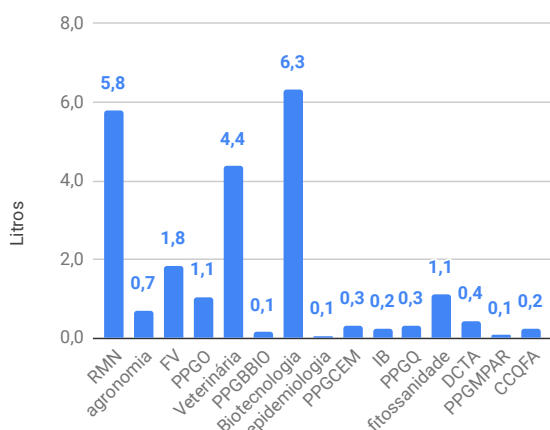
Quantidade utilizada por Programa



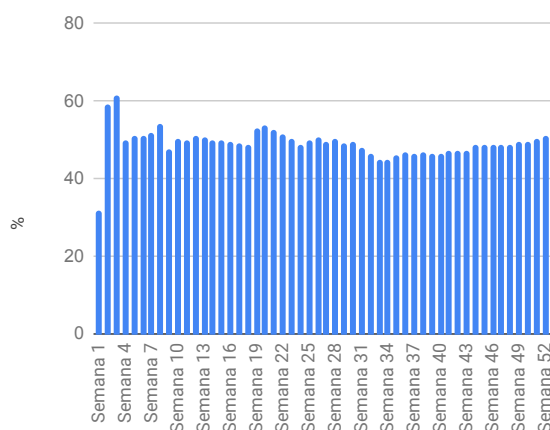
Demanda Mensal



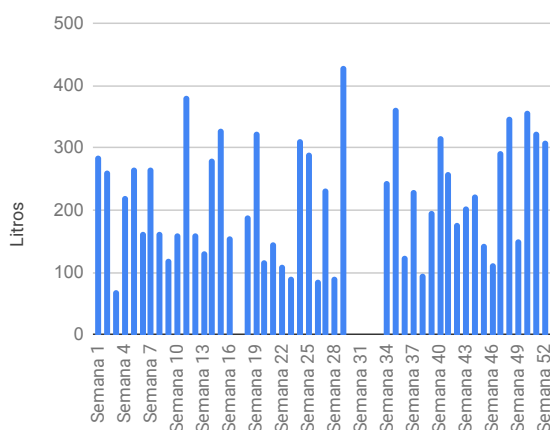
Média de Litros por dia



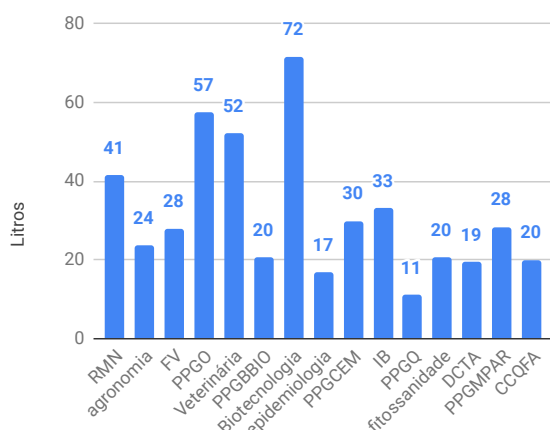
Taxa Hora Máquina



Demanda Semanal

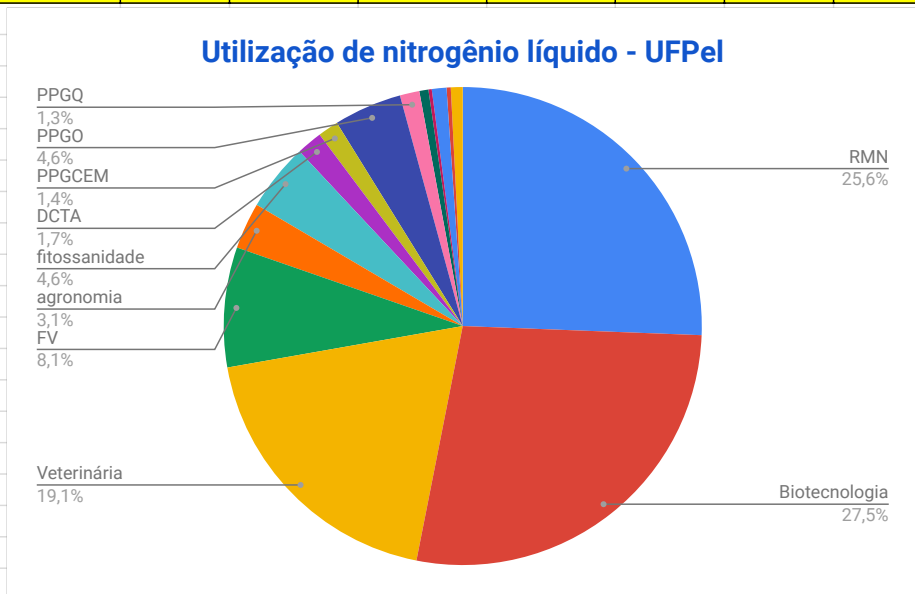


Média de Litros por Abastecimento



1. Retirada	L	Taxa	Unidade	Litros	Abast.	L/Abast.	Início	L/dia	(%)	dias/abast.
Semana 1	288	31,94%	RMN	7673	185	41	16/05/2019	5,8	25,6%	7
Semana 2	264	59,17%	agronomia	940	40	24	17/05/2019	0,7	3,1%	33
Semana 3	222	49,83%	FV	2428	87	28	20/05/2019	1,8	8,1%	15
Semana 4	269	50,94%	PPGO	1376	24	57	29/05/2019	1,1	4,6%	55
Semana 5	166	50,88%	Veterinária	5728	110	52	29/05/2019	4,4	19,1%	12
Semana 6	269	51,67%	PPGBBIO	184	9	20	31/05/2019	0,1	0,6%	145
Semana 7	166	54,17%	Biotecnologia	8238	115	72	03/06/2019	6,3	27,5%	11
Semana 8	122	47,74%	epidemiologia	67	4	17	24/06/2019	0,1	0,2%	321
Semana 9	163	50,32%	PPGCEM	418	14	30	01/07/2019	0,3	1,4%	91
Semana 10	385	49,94%	IB	297	9	33	08/07/2019	0,2	1,0%	141
Semana 11	163	51,04%	PPGQ	396	36	11	10/07/2019	0,3	1,3%	35
Semana 12	134	50,53%	fitossanidade	1370	67	20	31/07/2019	1,1	4,6%	19
Semana 13	283	50,09%	DCTA	522	27	19	08/10/2019	0,4	1,7%	44
Semana 14	331	49,71%	PPGMPAR	85	3	28	12/11/2019	0,1	0,3%	381
Semana 15	158	49,38%	CCQFA	240	12	20	12/3/2020	0,2	0,8%	85
Semana 16	0	49,09%	ppgfis	4	2	2	2/12/2021	0,0	0,0%	196
Semana 17	192	48,84%	nutrição	14	4	4	16/11/2022	0,3	0,0%	11
Semana 18	326	52,94%	Total	29966	744	40	16/05/2019	23	100,00%	

Semana 19	120	53,89%
Semana 20	148	52,45%
Semana 21	111	51,36%
Semana 22	94	50,16%
Semana 23	314	48,93%
Semana 24	293	49,76%
Semana 25	88	50,56%
Semana 26	236	49,48%
Semana 27	93	50,24%
Semana 28	433	49,31%
Semana 29	0	49,66%
Semana 30	0	48,02%
Semana 31	0	46,50%
Semana 32	0	45,06%
Semana 33	247	45,09%
Semana 34	365	45,95%
Semana 35	127	46,81%
Semana 36	232	46,42%
Semana 37	98	46,98%



Semana 39	198	46,33%	RMN	25,6%	R\$ 3.221,20	R\$ 61.384,00
Semana 40	319	46,29%	Biotecnologia	27,5%	R\$ 3.458,39	R\$ 65.904,00
Semana 41	261	47,13%	Veterinária	19,1%	R\$ 2.404,67	R\$ 45.824,00
Semana 42	180	47,07%	FV	8,1%	R\$ 1.019,30	R\$ 19.424,00
Semana 43	206	47,01%	agronomia	3,1%	R\$ 394,62	R\$ 7.520,00
Semana 44	226	48,67%	fitossanidade	4,6%	R\$ 575,14	R\$ 10.960,00
Semana 45	147	48,90%	DCTA	1,7%	R\$ 219,14	R\$ 4.176,00
Semana 46	115	48,81%	PPGCEM	1,4%	R\$ 175,48	R\$ 3.344,00
Semana 47	295	48,72%	PPGO	4,6%	R\$ 577,66	R\$ 11.008,00
Semana 48	351	48,66%	PPGQ	1,3%	R\$ 166,24	R\$ 3.168,00
Semana 49	152	49,48%	PPGBBIO	0,6%	R\$ 77,24	R\$ 1.472,00
Semana 50	361	49,45%	epidemiologia	0,2%	R\$ 28,13	R\$ 536,00
Semana 51	326	50,17%	IB	1,0%	R\$ 124,68	R\$ 2.376,00
Semana 52	313	50,88%	PPGMPAR	0,3%	R\$ 35,68	R\$ 680,00
			CCQFA	0,8%	R\$ 100,75	R\$ 1.920,00
					R\$ 12.578,32	R\$ 239.696,00