


 UFPeI International

# GENERAL GUIDELINES

REGULAR/SPECIAL GRAD STUDENTS



## GENERAL GUIDELINES

# LETTER OF ACCEPTANCE AND STUDY VISA


Letters of Acceptance are sent by email in PDF format with a **validating code** for the Course Coordinator's **electronic signature**. This document must be presented at the Brazilian Consulate or Embassy in the country of origin in order to obtain a **STUDY VISA (VITEM IV or MERCOSUL)**. It is not possible to issue an ENROLLMENT CERTIFICATE before arriving in Brazil, the Letter of Acceptance is sufficient for issuing the visa, as it informs that the student has been selected, informs the period of activities and informs that he/she will receive a scholarship (if applicable). The Letter of Acceptance **WILL NOT BE SENT IN PHYSICAL FORMAT BY POSTAL MAIL**. Visa information should be forwarded directly to Embassies or Consulates. **HEALTH INSURANCE** covering the funeral repatriation service will also be required.

## GENERAL GUIDELINES

# ARRIVAL

UFPeI International recommends that international students arrive preferably on weekdays, as some services are suspended or have reduced hours on weekends (exchange bureaus, transport, commerce, etc.). **Contact your course coordinator for more information on recommended dates for arrival.**

**IMPORTANT:** UFPeI International does not have a reception service for students at airports or bus terminals. It is important that you already have an address to go to when you arrive in the city (address of the accommodation or, at least, of a hotel, if you have not booked the accommodation yet).

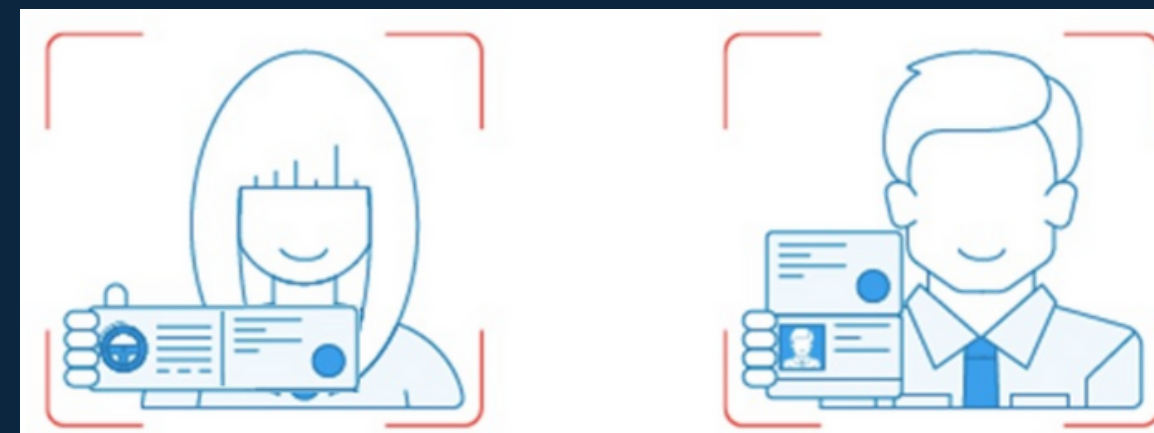


## GENERAL GUIDELINES

# CPF

## APPLYING FOR CPF ONLINE BEFORE ARRIVAL

- Fill out and submit the electronic form online [here](#)
- Send the following documentation to the email [atendimento@rfb.gov.br](mailto:atendimento@rfb.gov.br)
- Fill out and sign the Fiscal Status Declaration and mark that you are a **NON-RESIDENT** in Brazil, you'll find the form [here](#)
- A photo of yourself (selfie) holding your identification document, preferably your passport, showing only your face and the document (open document) according to the model aside:
- [Identification Document with photo (front and back of the same document used in the selfie) which must be:
- Passport; OR identification document from the country of origin; OR other travel and return documents admitted under international treaties.
- Provide the name of the interested party's mother, if filiation is not included on the identification document.




GENERAL GUIDELINES

# CRNM & BANK ACCOUNT


It is required that the student report to the **Federal Police Station** in Pelotas to apply for the **CRNM** (National Migratory Registration Card), this document costs **BRL 204,77**. If a **Brazilian bank account** is required to receive the Scholarship, it is the student's responsibility to obtain information about the procedures. UFPel International recommends research on the subject on the internet.

## GENERAL GUIDELINES


# SCHOLARSHIP



UFPel Scholarships will only be paid after regularization of the documents required by the course for enrollment and registration in the scholarship payment system, including a bank account. Each course works with a specific



calendar for the payment of the scholarships. Questions about scholarships should be sent directly to the course Coordinator.



**IMPORTANT:** UFPel International recommends that students have their own resources to support themselves for up to 60 DAYS.

# DOCUMENTS



**To be sent to UFPel International email for check in:**

1. copy of passport identification page;
2. copy of study visa;
3. copy of health insurance;
4. copy of CPF;
5. copy of the CRNM (Federal Police);
6. copy of the enrollment certificate;
7. bank details (if applicable)

# ACCOMMODATION



UFPel does not have accommodation for international grad students, not even **provisional!!!** We recommend searching the internet and Facebook pages for shared rentals with other students.



# GENERAL INFO



**TRANSPORTATION:** UFPel has a free bus service for all courses located in Pelotas and Capão do Leão, according to the information on the website <https://wp.ufpel.edu.br/transporte/transporte-apoio/>

**UNIVERSITY RESTAURANT:** students can use the URs (Centro, Anglo and Capão do Leão) for lunch and dinner, daily, at the price of R\$2.00 per meal.

## GENERAL GUIDELINES

# AMIGO UNIVERSITÁRIO

UFPeI International runs a project called Amigo Universitario, which aims to create a support network for international students. **UFPeI students participating in this project can help international students even before their trip to Brazil. They also help in the search for accommodation, usually receive students on arrival (bus station/airport), accompany students to the Federal Police to assist in issuing the CRNM, accompany them to the bank to assist in opening an account and help with cultural adaptation.** If you are interested in receiving this support, **please write an email to [international@ufpel.edu.br](mailto:international@ufpel.edu.br) informing your WhatsApp number to be added to the group.**

